


SHEEP AND GOAT OWNERS

To move stock
OFF your PIC with
mandatory eID



Stock I have

bred



Already on hand

- A current PIC for every property you run stock on
- LPA accreditation and access to current version NVD waybill or eNVD.

[LPA webpage](#)

01

Choose type and purchase NLIS breeder devices for your home-bred sheep

COLOUR: yellow or year of birth¹
(to indicate stock are home-bred)

[Accredited NLIS devices, year of birth colours](#)

PRINTED with PIC of property² where they will be used, as the beginning of the NLIS ID

CODE for the species they will be used on;
S for sheep, **K** for goats

02

Identify all stock with an NLIS device before they leave the property

[How to apply an NLIS device](#)

03

Complete an NVD waybill / eNVD accurately

[Completing the Paper NVD waybill](#)

[Completing the Online NVD waybill](#)

[Completing the Mobile NVD waybill](#)

¹ Year of birth colours are mandatory in WA, optional elsewhere
² Or by 6 months of age in WA, whichever occurs first

Stock I have

introduced onto
my PIC



Already on hand

- A current PIC for every property you run stock on
- LPA accreditation and access to current version NVD waybill or eNVD

[LPA webpage](#)

- NLIS database account.

[Creating an NLIS database account](#)

01

Purchase some NLIS post-breeder devices in case stock have lost their device

COLOUR: pink (to indicate stock are not home-bred)

[Accredited NLIS devices](#)

PRINTED with PIC of property where they will be used, as the beginning of the NLIS ID

CODE for the species they will be used on;
T for sheep, **L** for goats

02

Apply a pink NLIS post-breeder device to any stock without a device

[How to apply an NLIS device](#)

03

Check that all brought in stock have been transferred to your PIC on the NLIS database

[Run report to check: 'Movements onto my PIC'](#)

04

Complete an NVD waybill / eNVD accurately

[Completing the Paper NVD waybill](#)

[Completing the Online NVD waybill](#)


[Completing the Mobile NVD waybill](#)

SHEEP AND GOAT OWNERS


To move stock **ON** to your PIC with mandatory eID



Stock I have received



Already on hand

- A current PIC for every property you run stock on
- NLIS database account
 -  [Creating an NLIS database account](#)
- Stock arrive with an NVD waybill / eNVD / movement document

01 Scan the NLIS device on all incoming stock

02 Upload scan file to computer

-  [How to upload a stock movement on the NLIS database](#)

03 Copy list of RFIDs

04 Open NLIS database and choose 'Notify database of stock moved onto my PIC'

05 Paste list of RFIDs into the large box

06 Complete all other data fields from the movement document

07 Record the Upload ID as a receipt number on the movement document

08 Check your 'Transaction history' to make sure it all went through accurately

-  [HELP NLIS helpdesk](#)

You **must complete** this movement record on the NLIS database **within 2 days of stock arriving** on your PIC.

NOTE: You can do this yourself or get help from someone else, but you need to make sure it gets done. Always record the Upload ID as proof the transfer of stock has been completed (helps with LPA audits!).

How to Tag

Allflex Indentiplier devices
www.allflex.global/au/wp-content/uploads/sites/3/2021/04/Identiplier-Universal-application-instructions.pdf

Allflex Rapidtag devices
www.allflex.global/au/wp-content/uploads/sites/3/2021/04/RapIDmatic-application-instructions.pdf

Allflex tagging devices
www.youtube.com/watch?v=jARmv9qab-Q

Datamars leg bands
https://au.ztags.com/sites/default/files/webdam_assets/143049612.pdf

Leader devices
<https://www.youtube.com/watch?v=bU0d5caLzXI>

Shearwell devices
www.shearwell.com.au/Content/Images/uploaded/Instructions%20for%20Shearwell%20SET%20device%20and%20application.pdf

Zeetags FET devices
<https://au.ztags.com/resource-hub/videos/fet-tag-instructional-video>

* Follow these instructions if you bring any sheep / goats onto your PIC even if moving stock between your own PICs; and if you purchase through an online sale.
+ Stock purchased from a public auction or physical saleyard will be transferred to your PIC for you.